

# MANATEE COVE

# May Newsletter

## Hello Campers!

Welcome to another season of adventure, connection, and outdoor fun here at Manatee Cove! Whether you're a returning guest or new to our community, we're excited to share all the incredible updates and activities we have lined up for you.

This season, we've made some fantastic improvements to enhance your camping experience. For those staying on-site, you'll notice our newly paved campsites and new electrical hookups, ensuring a smoother and more comfortable visit.

In addition to these updates, we've packed our activity calendar with exciting events for everyone to enjoy

- **Kayaking Adventures:** Paddle your way through serene waters and immerse yourself in the tranquility of the outdoors.
- **Fishing Fun:** Cast your line and see what you can reel in—perfect for anglers of all skill levels.
- **Outdoor Games and Friendly Competitions:** From corn hole, croquet, and bocce' ball we've got plenty of activities to spark friendly rivalry and laughter around the campground.

We hope you'll take advantage of all these wonderful opportunities to connect with nature, your fellow campers, and, most importantly, your family. Thank you for choosing Manatee Cove as your destination for unforgettable memories. We're so glad you're here, and we can't wait to hear about your adventures this season!

Warm regards,

Your Fam Camp Staff & Hosts.

**GOPATRICKFL.COM**

## CHANGES COMING...

Exciting Upgrades Coming Your Way!  
We're thrilled to announce some fantastic improvements at the campground designed with your comfort in mind.

- **Brand-New Decks:** Picture yourself lounging on our new decks, soaking in the Florida sunshine or enjoying a peaceful evening under the stars. These spacious additions are perfect for relaxation, dining, or simply taking in the natural beauty around you.
- **Upgraded Washers and Dryers:** Doing laundry just got easier! Our state-of-the-art washers and dryers are here to make your stay more convenient, whether you're here for a weekend getaway or a longer adventure.

We can't wait for you to experience these enhancements firsthand. Stay tuned for more updates as we continue to make our campground your home away from home!

Connect  
WITH US!

Check out all the base activities  
coming up, on our website.  
[GOPATRICKFL.COM](http://GOPATRICKFL.COM)




## EVENTS & OUTINGS


### Strike Up Some Fun & Friendships!


Campers can enjoy one free family bowling session per week—plus a chance to bowl with



RV neighbors and make new friends!


Tues–Fri | 11 AM – 2 PM  Just bring your campground receipt and they will get you ready to roll.



**Tee Up for Fun!** Campers can enjoy discounted Thursday golf after 11 AM—just show your campground receipt to unlock the savings!  Call ahead to schedule your tee time and hit the greens!

 Whether you enjoy outdoor challenges or indoor strategy, we've got plenty of options!

 **Outdoor Fun:** Cornhole, Croquet, Bocce Ball  **Indoor Games:** Puzzles, Pool, Darts, Connect Four, Ring Toss and cribbage. All games are free to check out, so stop by and pick your favorite!

 Take a trip to The Brevard Museum of History and Natural Science which is operated by the City of Cocoa and is tucked away in a quiet residential neighborhood, the museum boasts two wings of indoor exhibits. From Ice Age fossils and life-sized replicas to what it was like to live in 1800's in Florida, then launch forward into the Space Age. 2201 Mission Ave. Cocoa

The bus will pick you up at 9:30 on Thurs May 8<sup>th</sup>. This is a free Museum and after we will stop for lunch at My Island Smoke House 4885 Us 1, Veteran Owned.



**Free doughnuts and coffee every Saturday morning at 9 AM!** Enjoy a variety of doughnuts, fresh coffee, and great conversation while chatting with friends or meeting new ones.

## HELPFUL TIPS TO MAKE YOUR CAMPING TRIP MORE ENJOYABLE

- Being perfectly level not only enhances comfort but also protects your appliances and helps you get the most out of your camping experience. Here's how to do it like a pro:
- Choose the Right Spot: Start with the flattest area available. Clear away any debris that could interfere with leveling.
- Equip Yourself: Use a bubble level or smartphone leveling app to check your trailer's balance from front to back and side to side.
- Use Leveling Blocks: Place these sturdy blocks under the wheels on the side that needs lifting. Avoid using random items like wood pieces, which can be unstable.
- Chock the Wheels: Once level, secure the wheels with chocks to prevent rolling. Safety first!
- Adjust the Tongue Jack: Fine-tune the front-to-back leveling using the tongue jack.
- Double-Check: Walk around the trailer and recheck the levels to make sure everything is stable and secure.

With these steps, you'll be set up for a smooth, stress-free stay!

Thank You 

FOR BEING A PART OF OUR COMMUNITY!